

Knowledge Organiser Music Year 6 Spring

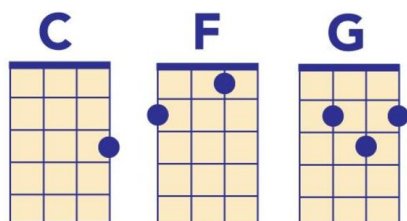
Blues



St Elizabeth's Catholic Primary School
"Love one another as I have loved you"

Key skills: I can....

Performance	Composition	Listening and Appraising	Contextual Understanding
<input type="checkbox"/> Perform 12 bar blues chord sequence on the keyboard <input type="checkbox"/> Perform 12 bar blues chord sequence on the ukulele <input type="checkbox"/> Play the Blues scale on the keyboard	<input type="checkbox"/> Create a blues song melody <input type="checkbox"/> Create lyrics to match my blues melody	<input type="checkbox"/> Hear when the chords change in the 12 bar blues chord sequence <input type="checkbox"/> Identify the different musical elements (DRSMITH) within blues music	<input type="checkbox"/> Understand the history of blues music and its link to the slave trade



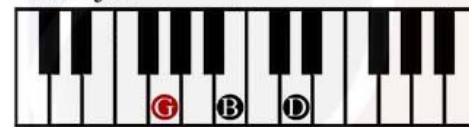
C Major



F Major



G Major



Key words


Improvisation

Making it up as you go along

DRSMITH

An acronym that represents the different musical elements:
Dynamics, Rhythm/Metre/Tempo, Structure, Melody, Instrumentation, Texture, Harmony and Tonality

C blues scale



Wider listening



The Sky is Crying - Gary B.B. Coleman:

<https://www.youtube.com/watch?v=71Gt46aX9Z4>

I'll Play the Blues for You - Daniel Castro:

<https://www.youtube.com/watch?v=ioOzsi9aHQQ>

Didn't it Rain - Sister Rosetta Tharpe:

<https://www.youtube.com/watch?v=Y9a49oFalZE>

C	C	C	C
F	F	C	C
G7	F	C	C